

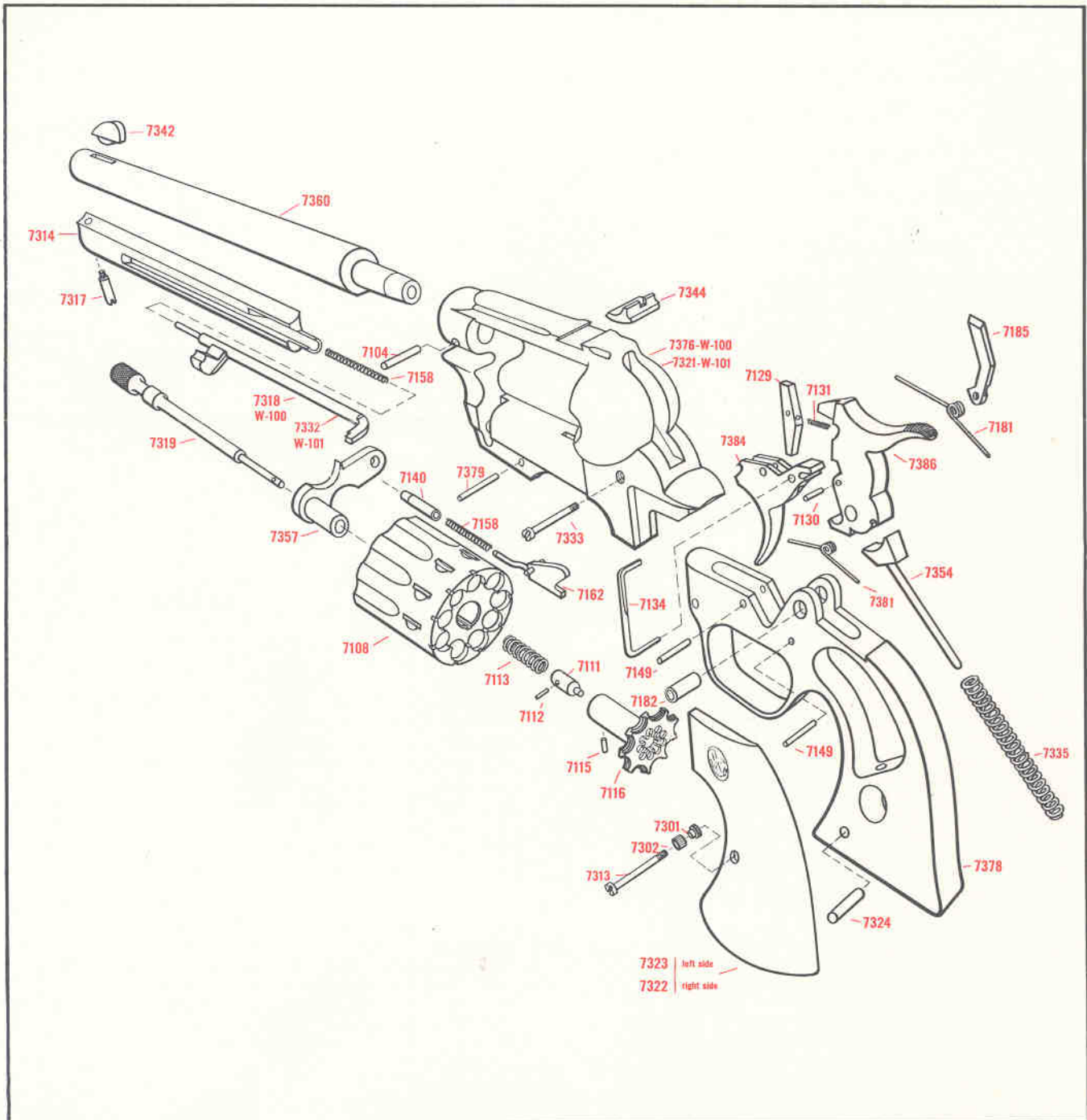


# HI-STANDARD REVOLVER WESTERN-STYLE



## PARTS PRICE LIST—.22 CALIBER MODEL W-100, W-101 "DOUBLE-NINE"

NUMBERS ARE ONLY FOR BLUED GUNS — SEE PARTS LIST FOR DELUXE NICKEL



THE HIGH STANDARD MANUFACTURING CORPORATION

HAMDEN • CONNECTICUT

# HI-STANDARD

## .22 CALIBER DOUBLE- AND SINGLE- ACTION REVOLVER

### PARTS LIST AND PRICES

(Prices Subject to Change Without Notice)

## "DOUBLE-NINE"

### MODELS W-100, W-101 BLUED AND DELUXE NICKEL

#### HOW TO ORDER REPAIR PARTS

The following information must be furnished when ordering replacement parts:

1. Model Name and Series Number (W-100, W-101)
2. Serial Number
3. Number and Name of Parts
4. Color

#### MINIMUM ORDER \$1.00

A minimum charge of \$1.00 is made on all orders where the normal cost would be less than \$1.00. Please note also the following paragraph. Additional parts will be added to meet the minimum charge.

#### PAYMENT

All parts shipments will be made by Parcel Post C.O.D. unless advance remittance is made. PLEASE DO NOT SEND CASH OR STAMPS. Checks, Money Orders, or Drafts are acceptable and will save you C.O.D. charges.

#### MODEL W-100 — W-101

Part Number	Part Name	Price Each
Parts Marked With an Asterisk (*) Must Be Fitted at the Factory		
*7360	Barrel (5½") Blue, (Without Sight)	\$ 8.00
*7460	Barrel (5½") DeLuxe Nickel, (Without Sight)	9.00
*7393	Barrel & Front Sight Assembly, Blue (Includes Barrel #7360, Front Sight #7342)	8.50
*7493	Barrel & Front Sight Assembly, DeLuxe Nickel (Includes Barrel #7460 & Front Sight #7342)	9.50
7104	Barrel Pin, Blue	.25
7196	Barrel Pin, DeLuxe Nickel	.40
7357	Crane Assembly, Blue (Includes Crane Link #7305, Crane Link Bearing #7107)	3.00
7457	Crane Assembly, DeLuxe Nickel (Includes Crane Link #7405, Crane Link Bearing #7107)	3.85
*7108	Cylinder, (Not Sold Separately. See Cylinder Assembly #7156)	
*7217	Cylinder Assembly, Blue (Includes Ejector Assembly #7161, consisting of Ejector #7116, Ejector Alignment Dowel #7117, Ejector Rod #7319 W-100 #7331-W-101, Crane Link #7305)	14.50
*7217	Cylinder Assembly, DeLuxe Nickel (Includes Ejector Assembly #7161, consisting of Ejector #7116, Ejector Alignment Dowel #7117, Ejector Rod #7419 W-100 #7431 W-101, Crane Link #7405)	16.50
7111	Cylinder Lock Plunger, Blue, DeLuxe Nickel	.65
7112	Cylinder Lock Plunger Pin, Blue, DeLuxe Nickel	.25
7113	Cylinder Lock Plunger Spring, Blue, DeLuxe Nickel	.25
7162	Cylinder Stop Assembly, Blue, DeLuxe Nickel (Includes Cylinder Stop #7114, Cylinder Stop Cross Pin #7115)	1.85

#### FACTORY SERVICE

If parts are to be fitted at the factory, send revolver marked for the attention of our SERVICE DEPARTMENT, furnishing complete and specific repair instructions. A cost estimate of the parts and labor charges will be immediately sent for your approval before work is started.

Unless a flat rate charge is specified, a MINIMUM of \$6.50 will be charged on servicing revolver at the factory.

#### REVOLVER SHIPPING INSTRUCTIONS

BONAFIDE DEALERS IN FIREARMS are permitted by postal regulations to send revolvers to the factory by Parcel Post. INDIVIDUALS are not permitted to mail firearms and we recommend shipment by railway express.

All shipments to factory must be prepaid.

#### MODEL W-100 — W-101

Part Number	Part Name	Price Each
7158	Cylinder Stop Spring, Blue, DeLuxe Nickel	.25
*7116	Ejector, Blue, DeLuxe Nickel (Not Sold Separately. See Cylinder Assembly #7156)	
7117	Ejector Alignment Dowel, Blue, DeLuxe Nickel	.25
7314	Ejector Latch Housing, Blue #W-100,	3.30
7330	Ejector Latch Housing, Blue #W-101	3.30
7414	Ejector Latch Housing, DeLuxe Nickel #W-100, 7430	4.50
7430	Ejector Latch Housing, DeLuxe Nickel #W-101	4.50
7317	Ejector Latch Housing Screw, Blue	.25
7417	Ejector Latch Housing Screw, DeLuxe Nickel	.25
*7318	Ejector Latch Rod Assembly, Blue (Includes Ejector Latch Thumb Piece #7316, Ejector Latch Rod #7315) #W-100;	2.45
7332	Ejector Latch Rod Assembly, Blue #W-101	2.45
*7418	Ejector Latch Rod Assembly, DeLuxe Nickel (Includes Ejector Latch Thumb Piece #7316, Ejector Latch Rod #7415) #W-100;	2.75
7158	Ejector Latch Rod Spring, Blue, DeLuxe Nickel	.35
7302	Escutcheon, Blue, DeLuxe Nickel	.25
7301	Escutcheon Nut, Blue, DeLuxe Nickel	.25
*7376	Frame, Blue (Not Sold Separately), #W-100; 7321,	
7321	Frame, Blue (Not Sold Separately) #W-101	
*7476	Frame, DeLuxe Nickel (Not Sold Separately) #W-100;	
*7421	Frame, DeLuxe Nickel (Not Sold Separately) #W-101	
7331	Ejector Rod, Blue	1.25
7431	Ejector Rod, Nickel	1.50
7432	Ejector Rod Assembly, Nickel #W-101	2.75

**CAUTION: FOR SAFETY'S SAKE DO NOT ATTEMPT TO REPAIR REVOLVER WITHOUT RECEIVING RELIABLE**

MODEL W-100 — W-101

Part Number	Part Name	Price Each
7311	Grip Assembly, R.H., Ivory (Includes Medallion 10355, Escutcheon Nut 7301)	2.00
7312	Grip Assembly, L.H., Ivory (Includes Medallion 10355, Escutcheon 7302)	2.00
7327	Grip Assembly, R.H., DeLuxe Nickel (Includes Medallion 10356, Escutcheon Nut 7301)	2.00
7328	Grip Assembly, L.H., DeLuxe Nickel (Includes Medallion 10356, Escutcheon 7302)	2.00
7313	Grip Screw, Blue, DeLuxe Nickel	.25
7324	Grip Alignment Pin	.25
7386	Hammer, Blue, and DeLuxe Nickel	4.50
7388	Hammer Assembly, Blue, and DeLuxe Nickel (Includes Hammer #7386, Hammer Pawl #7129, Pin #7130, Spring #7131)	5.50
7129	Hammer Pawl, Blue, and DeLuxe Nickel	1.25
7130	Hammer Pawl Pin, Blue, and DeLuxe Nickel	.25
7131	Hammer Pawl Spring, Blue, and DeLuxe Nickel	.25
7333	Hammer Pivot Screw, Blue	.25
7433	Hammer Pivot Screw, DeLuxe Nickel	.25
7134	Hammer Safety Stop, Blue, and DeLuxe Nickel	.25
7182	Hammer Sleeve, Blue, DeLuxe Nickel	.25
7335	Hammer Spring, Blue, DeLuxe Nickel	.25

MODEL W-100 — W-101

Part Number	Part Name	Price Each
*7354	Hammer Spring Guide Head Assembly, Blue, and DeLuxe Nickel (Includes Hammer Spring Guide Head #7336, Hammer Spring Guide Pin #7137)	1.65
*7336	Hammer Spring Guide Head, Blue, DeLuxe Nickel	.60
*7137	Hammer Spring Guide Pin, Blue, DeLuxe Nickel	.25
7185	Hand, Blue, and DeLuxe Nickel	1.25
7181	Hand Spring, Blue, and DeLuxe Nickel	.25
7140	Link Pivot Pin, Blue, and DeLuxe Nickel	.55
10355	Medallion, Blue	.65
10356	Medallion, DeLuxe Nickel	.65
7342	Sight, Front, Blue, and DeLuxe Nickel	1.10
7344	Sight, Rear, Blue	1.35
7444	Sight, Rear, DeLuxe Nickel	1.35
7382	Trigger	2.50
7384	Trigger and Trigger Spring Contact Pin #7130 Assembly	2.75
*7378	Trigger Guard, Blue	5.00
*7478	Trigger Guard, DeLuxe Nickel	5.50
7149	Trigger Pivot Pin, Blue, and DeLuxe Nickel	.25
7381	Trigger Spring, Blue, DeLuxe Nickel	.25
7149	Trigger Spring Retaining Pin, Blue, DeLuxe Nickel	.25
7379	Trigger Guard Assembly Pin, Blue	.25
7479	Trigger Guard Assembly Pin, DeLuxe Nickel	.25
7130	Trigger Spring Contact Pin	.25

## INSTRUCTIONS FOR OPERATION AND CARE OF YOUR "DOUBLE-NINE" REVOLVER

### LOADING AND FIRING:

1. Be sure that hammer is forward.
2. Hold Revolver in right hand with index finger of left hand against front of ejector latch housing. With left thumb move ejector latch to extreme forward position and, at the same time, swing out cylinder to left by pressing right index finger against it (See Figure 1). Be sure to release ejector latch.
3. Insert one .22 caliber short, long or long rifle cartridge in each of the nine chambers of the cylinder.
4. Return cylinder to frame by pressing thumb against cylinder. Do not push ejector latch forward when closing cylinder. The revolver is now ready to fire.
5. Revolver may be fired double action merely by squeezing trigger for each shot.
6. Target shooting, or other shooting demanding a maximum of accuracy, is usually done single action. For single-action shooting, pull back hammer to cocked position for each shot.
7. To unload revolver or remove fired cartridge cases, move ejector latch to extreme forward position and at the same time, swing out cylinder to left by pressing right index finger against it (See Figure 1), and push ejector rod to the rear (See Figure 2).
8. Pull ejector rod forward before reloading or attempting to close cylinder.
9. Because cylinder chambers are counterbored, revolver may be "dry-fired" without injury to cylinder.

Double-Nine revolvers are sighted in at a range of 50 feet. If lateral adjustment is desired because of individual preference in sighting or holding,

tap the rear sight gently, using a brass or plastic hammer. Move the rear sight in the direction you want the point of impact to move.

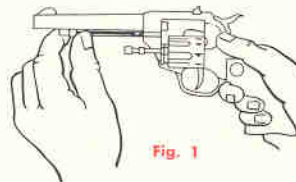
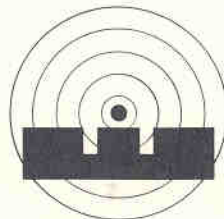


Fig. 1



Fig. 2



Correct Sighting

### CARE AND CLEANING DOUBLE NINE

1. If, after extensive shooting, cleaning becomes necessary, the use of kerosene or any other good quality cleaning solution is recommended.

2. In cleaning the face of the cylinder or muzzle, an old toothbrush or similar brush should be used. Unless mud or foreign matter enters the bore, it

should be cleaned very sparingly. If cleaning becomes necessary, a stiff bristle brush or copper wire brush for .22 caliber guns should be used. After brushing, the bore should be swabbed with flannel patches attached to a .22 caliber cleaning rod (patches should be moistened with a good quality gun oil). The swabbing of the bore should be continued until the patches come out clean. IT IS STRONGLY EMPHASIZED THAT THE BORE RARELY REQUIRES CLEANING EXCEPT FOR THE PRESENCE OF MUD OR FOREIGN MATTER.

3. In cleaning the cylinders of the revolver, the same procedure as used in the cleaning of the bore should be employed.

4. The entire gun should be wiped dry of kerosene or cleaning solution with a clean absorbent cloth and then the surfaces should be wiped with a lightly oiled patch.

5. For best results in rust prevention only gun oils containing silicon should be used.

6. A few drops of light-bodied oil should be applied to the action internally near the pivot point of the hammer. Retract the hammer first — then work the trigger double action a few times to distribute the oil. The same procedure applies to the cylinder crane link and the ejector latch slot in the housing affixed to the barrel.

7. Avoid using heavy-bodied oils. No animal or vegetable oils should ever be used in guns.

8. If the gun is used in climates where extreme cold prevails, powdered graphite should be substituted for oil in lubricating the internal mechanism. In moist climates the gun should be cleaned more frequently and preferably stored in a container treated with silicones to prevent rust.

# Hi-Standard .22 Caliber Autoloading Pistols

## ALL-STEEL FIELD MODELS



**Sport-King:** Favorite .22 long rifle autoloader boasts remarkable engineering advances and wonder metals for top performance in the field. Ideal handgun for hunters, trappers, campers, fishermen, plinkers, target shooters.

**Flite-King:** Same outstanding features as Sport-King, but fires thrifty, quiet .22 shorts.



**Dura-Matic:** The perfect extra gun at a low price. Fires .22 long rifle ammunition with excellent accuracy. Double safety has a visible indicator to show when gun is ready to fire, plus a combination slide lock for positive cross-bolt safety. This versatile 10-shot autoloader fits the need of many shooters who can take pride in its sleek, modern lines.

## LIGHTWEIGHT FIELD MODELS



**Sport-King Lightweight:** High tensile metals used in missiles are crafted into forged-alloy frames for these amazing handguns. Light in weight for easy carrying, you get tremendous durability for a lifetime of shooting fun. Sport-King Lightweight is a ten-shot .22 long rifle autoloader available in blued or Deluxe Nickel finish.



**Flite-King Lightweight:** Shoots thrifty .22 short ammunition indoors or out with quiet report and target accuracy — otherwise identical to Sport-King Lightweight. Light as a feather but rugged as a rock, it's perfect to pack along on your hunting or fishing trips. For your basement range, the Flite-King offers fun for your family, too!

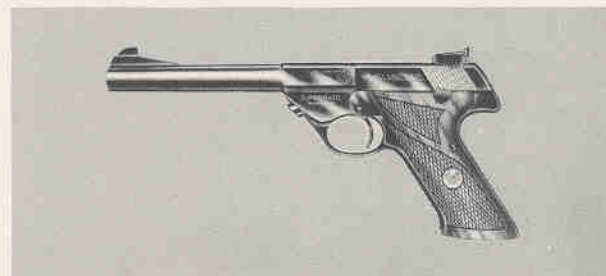
## SUPER-ACCURATE TARGET MODELS



**Supermatic Trophy:** A possession of pride worthy of the world's greatest champions. Superb hand-finishing inside and out for unexcelled beauty and precision performance. Ten-shot .22 L.R. autoloader has gold trigger and lettering, walnut grips.

**Supermatic Citation:** All the features of Trophy with Citation-grade finish, laminated grips.

**Olympic:** .22 short version of this superb target-grade handgun.



**Supermatic Tournament:** Top value in a medium-priced target pistol. Full measure of Hi-Standard quality with all but a few of the custom extras found in the Trophy. Choice of 4½" or 6¾" heavy, tapered, interchangeable barrels. Double-action safety. Sure-fire magazine. Diamond-checked laminated grips.

### PRICES

Steel Sport-King or Flite-King, 4½" or 6¾" barrel, \$49.95, • Dura-matic, 4½" or 6¾" barrel, \$39.50, • Sport-King Lightweight or Flite-King Lightweight, 4½" or 6¾" barrel, \$49.95, • Sport-King Lightweight Deluxe Nickel, 4½" or 6¾" barrel, \$57.50 • Supermatic Trophy, 6¾", 8", or 10" barrel, \$112.00 • Supermatic Citation or Olympic 6¾", 8", or 10" barrel, \$87.50 • Supermatic Tournament, 4½" or 6¾" barrel, \$67.50.